



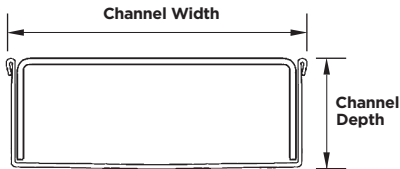
Order and Quote Form

Custom Grate + Channel PS, PAS, PPS, MND, FT Grates

Drain Profiles

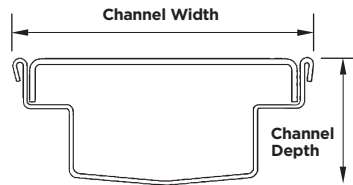
'U' Shape Profile

Depth: 17mm Min / 52mm Max



Rebate Profile

Depth: 42mm Min / Max O/A Width



FT profile not shown

Select Grate Style

<input type="checkbox"/> PS Punched Slot	<input type="checkbox"/> PAS Punched Angle Slot	<input type="checkbox"/> PPS Punched Perpendicular Slot
<input type="checkbox"/> MND Marc Newson	<input type="checkbox"/> FT Flat Top	

Specify Profile and Channel Type, Dimensions, Outlet Positions/Size and Steel Grade

DRAIN 1

Drain Profile

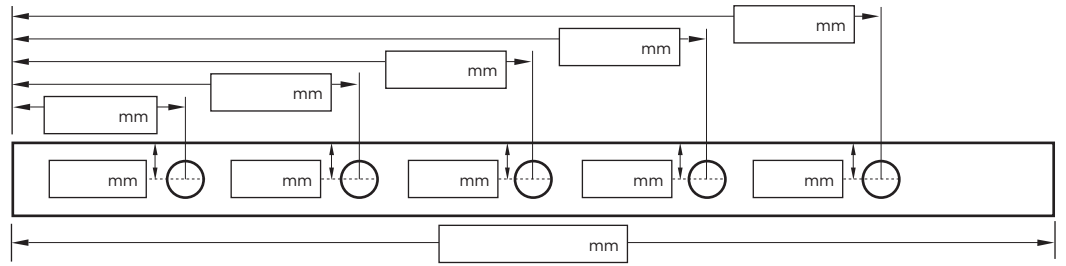
- 'U' Shape Profile
 Rebate Profile

Channel Type

- 'Vee' Channel
 Cross Break*

Outlet Size

- 38mm 44mm 51mm
 63mm 76mm 89mm



Channel Width

Channel Depth

Steel Grade Required

- 316 Grade 304 Grade

*Only available for 'U' Shape Profile up to 3000mm length with 1 outlet.

DRAIN 2

Drain Profile

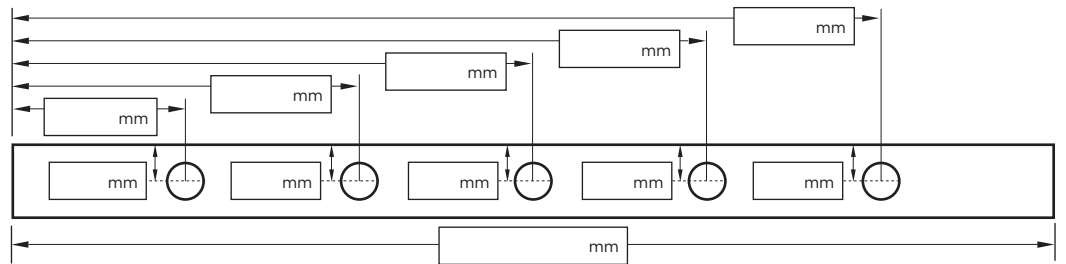
- 'U' Shape Profile
 Rebate Profile

Channel Type

- 'Vee' Channel
 Cross Break*

Outlet Size

- 38mm 44mm 51mm
 63mm 76mm 89mm



Channel Width

Channel Depth

Steel Grade Required

- 316 Grade 304 Grade

*Only available for 'U' Shape Profile up to 3000mm length with 1 outlet.

NOTE: See AS3500 standard & local regulator for specific outlet/drain requirements. Stainless Steel Grade is 316 unless specified. Minimum charge of 800mm. Grates longer than 1500mm supplied in multiple sections. Channels over 3000mm are supplied in multiple sections with joiner. +/- 2mm tolerance on dimensions.

Full Name

Email Address

Company Name

Order Number

Stormtech Quote Number

Telephone

Signature